



2013 QBE



Round 4 & 5 : Sydney Motorsports Park : August 1 - 4

SPORTS RACER

Practice 2

Date: 02/08/13
Event: P22
Weather: Mostly sunny - Temp: 19.2C
Track: Dry - Temp: 23.1C

Started at: 16:39:57
Laps: 20 Min
Starters: 11
Printed at: 17:03

PROVISIONAL CLASSIFICATION

Pos	No	Name	Machine	Fastest Lap	On Lap	Behind Prev	Behind Leader	Top Speed
1	1	Adam PROCTOR (NSW) / AP Racing	Stohr WF1	1:27.941	9 of 11			214
2	2	Darren BARLOW (NSW) / AP Racing	Stohr WF1	1:29.246	12 of 12	1.305	1.305	214
3	56	Ben PORTER (NSW) / West Race Cars	West WR	1:29.504	12 of 12	.258	1.563	223
4	61	Mark LAUCKE (SA) / Laucke Flour Mills	West WR	1:30.700	5 of 9	1.196	2.759	218
5	81	Craig PERRY (NSW) / AP Racing	Stohr WF1	1:31.140	3 of 4	.440	3.199	209
6	18	Aaron STEER (SA) / West Race Cars	West WR	1:31.510	3 of 10	.370	3.569	221
7	16	Mark SHORT (SA) / MSR Motorsport Fabrication	Prince LSR	1:33.082	11 of 12	1.572	5.141	218
8	88	Gerrit RUFF (SA) / C.R.C. Industries	West WR	1:33.992	10 of 11	.910	6.051	223
9	3	Ray BEGG (NSW) / Ray Begg Racing	Stohr WF1	1:35.913	11 of 11	1.921	7.972	209
10	8	Warren THOMPSON (WA) / Ultra Fast Karts	West WR	1:39.934	7 of 8	4.021	11.993	209
11	83	Aaron THOMPSON (SA) / Ultra Fast Karts	West WR	1:43.708	1 of 4	3.774	15.767	209

Current best lap for SR class - 1:27.610 by Adam PROCTOR (NSW) on a Stohr WF1 set on 02/08/13

Chief Time Keeper - Scott Laing

Clerk of Course - Paul Cansdale




Computime Race Timing Systems Pty Ltd © 1996
Licensed to Computime Race Timing Systems

www.computime.com.au

COMPUTIME RACE TIMING SYSTEMS PTY LTD

9 Timber Lane, Glen Waverley, Vic 3150. Ph : 0418 17 13 17

E-mail : scott@computime.com.au





2013 QBE



Round 4 & 5 : Sydney Motorsports Park : August 1 - 4

SPORTS RACER

Practice 2

Date: 02/08/13
Event: P22
Weather: Mostly sunny - Temp: 19.2C
Track: Dry - Temp: 23.1C

Started at: 16:39:57
Laps: 20 Min
Starters: 11
Printed at: 17:03

PROVISIONAL LAP TIMES

No	Name	Lap 1	Lap 2	Lap 3	Lap 4	Lap 5	Lap 6	Lap 7	Lap 8	Lap 9	Lap 10
1	Adam PROCTOR (NSW)	1:28.582	1:28.241	1:28.311	1:30.948	1:28.089	1:28.034	1:50.296	3:20.045	<u>1:27.941</u>	1:28.055
	10	1:27.959									
2	Darren BARLOW (NSW)	1:30.912	1:29.587	1:29.378	1:30.108	1:29.566	1:29.366	1:29.382	1:29.318	1:47.970	1:50.361
	10	1:29.545	<u>1:29.246</u>								
3	Ray BEGG (NSW)	1:40.267	1:40.018	1:41.847	1:42.244	1:37.567	1:46.602	1:39.168	1:38.864	1:37.498	1:37.663
	10	<u>1:35.913</u>									
8	Warren THOMPSON (WA)	1:40.416	2:05.785	1:53.607	1:48.349	1:46.435	1:41.161	<u>1:39.934</u>	1:57.203		
16	Mark SHORT (SA)	1:39.195	1:39.232	1:38.327	1:38.788	1:36.358	1:35.309	1:33.941	1:35.943	1:33.837	1:33.135
	10	<u>1:33.082</u>	1:33.840								
18	Aaron STEER (SA)	1:32.024	1:32.015	<u>1:31.510</u>	1:33.530	1:32.047	1:31.545	2:02.202	4:21.303	1:31.763	1:50.209
56	Ben PORTER (NSW)	1:34.861	1:31.938	1:30.547	1:32.387	1:30.625	1:31.995	1:34.664	1:32.988	1:30.072	1:31.905
	10	1:30.285	<u>1:29.504</u>								
61	Mark LAUCKE (SA)	1:35.966	1:31.958	1:31.064	1:33.615	<u>1:30.700</u>	1:33.332	1:35.096	1:31.338	1:41.617	
81	Craig PERRY (NSW)	1:32.131	1:31.669	<u>1:31.140</u>	1:31.440						
83	Aaron THOMPSON (SA)	<u>1:43.708</u>	1:46.903	3:11.067	3:23.167						
88	Gerrit RUFF (SA)	1:38.081	1:37.065	1:35.991	1:35.431	1:34.578	1:44.878	1:35.551	1:34.806	1:35.389	<u>1:33.992</u>
	10	1:34.472									

Scott Laing

Chief Time Keeper - Scott Laing


Paul Cansdale

Clerk of Course - Paul Cansdale



Computime Race Timing Systems Pty Ltd © 1996
Licensed to Computime Race Timing Systems
www.computime.com.au

COMPUTIME RACE TIMING SYSTEMS PTY LTD
9 Timber Lane, Glen Waverley, Vic 3150. Ph : 0418 17 13 17
E-mail : scott@computime.com.au





2013 QBE



Round 4 & 5 : Sydney Motorsports Park : August 1 - 4

SPORTS RACER

Practice 2

Date: 02/08/13
Event: P22
Weather: Mostly sunny - Temp: 19.2C
Track: Dry - Temp: 23.1C

Started at: 16:39:57
Laps: 20 Min
Starters: 11
Printed at: 17:03

PROVISIONAL SPLIT TIMES

Lap	Split 1	Split 2	Split 3	Lap Time	Speed	Lap	Split 1	Split 2	Split 3	Lap Time	Speed
1 Adam PROCTOR (NSW) (1st)						9	28.589	42.939	27.336	1:38.864	205
1	48.520	42.552	30.072	2:01.144	209	10	28.985	41.123	27.390	1:37.498	205
2	26.551	36.541	25.490	1:28.582	214	11	28.408	41.781	27.474	1:37.663	209
3	26.406	36.391	25.444	1:28.241	209	12	28.170	40.755	26.988	1:35.913	205
4	26.503	36.370	25.438	1:28.311	209	8 Warren THOMPSON (WA) (10th)					
5	28.578	36.796	25.574	1:30.948	207	1	1:14.934	48.394	30.191	2:33.519	201
6	26.623	36.214	25.252	1:28.089	214	2	30.778	41.514	28.124	1:40.416	209
7	26.640	36.081	25.313	1:28.034	212	3	29.480	41.188	55.117	2:05.785	154
8	26.621	36.249	47.426	1:50.296	209	4	37.355	45.832	30.420	1:53.607	181
9	2:16.962	37.657	25.426	3:20.045	209	5	34.166	44.618	29.565	1:48.349	197
10	26.557	36.096	25.288	1:27.941	209	6	34.096	43.448	28.891	1:46.435	207
11	26.639	36.152	25.264	1:28.055	212	7	29.939	42.631	28.591	1:41.161	207
12	26.632	36.078	25.249	1:27.959	207	8	29.471	42.238	28.225	1:39.934	209
2 Darren BARLOW (NSW) (2nd)						9	29.172	42.602	45.429	1:57.203	
1	49.670	41.756	27.211	1:58.637	207	16 Mark SHORT (SA) (7th)					
2	27.325	37.408	26.179	1:30.912	205	1	57.504	44.285	28.338	2:10.127	212
3	27.236	36.818	25.533	1:29.587	207	2	30.833	41.287	27.075	1:39.195	218
4	26.644	37.015	25.719	1:29.378	205	3	29.327	42.132	27.773	1:39.232	207
5	27.244	37.135	25.729	1:30.108	209	4	31.077	40.329	26.921	1:38.327	214
6	26.686	36.830	26.050	1:29.566	205	5	29.859	42.031	26.898	1:38.788	218
7	26.874	36.911	25.581	1:29.366	207	6	29.334	40.289	26.735	1:36.358	216
8	26.747	37.099	25.536	1:29.382	214	7	28.444	40.601	26.264	1:35.309	216
9	26.757	36.899	25.662	1:29.318	209	8	28.571	39.045	26.325	1:33.941	214
10	26.852	54.548	26.570	1:47.970	205	9	28.543	40.907	26.493	1:35.943	216
11	26.886	53.238	30.237	1:50.361	212	10	28.639	38.784	26.414	1:33.837	214
12	26.830	37.065	25.650	1:29.545	205	11	28.128	38.819	26.188	1:33.135	214
13	26.662	37.089	25.495	1:29.246	209	12	28.149	38.493	26.440	1:33.082	214
3 Ray BEGG (NSW) (9th)						13	28.339	38.747	26.754	1:33.840	212
1	52.453	46.255	29.503	2:08.211	205	18 Aaron STEER (SA) (6th)					
2	29.408	42.670	28.189	1:40.267	209	1	1:16.158	42.156	26.324	2:24.638	216
3	29.850	42.210	27.958	1:40.018	203	2	27.386	38.554	26.084	1:32.024	218
4	32.316	41.826	27.705	1:41.847	205	3	27.342	38.108	26.565	1:32.015	221
5	31.639	43.107	27.498	1:42.244	205	4	27.635	37.863	26.012	1:31.510	207
6	28.739	41.458	27.370	1:37.567	201	5	28.830	38.689	26.011	1:33.530	221
7	31.489	46.755	28.358	1:46.602	203	6	28.086	38.161	25.800	1:32.047	218
8	29.663	41.984	27.521	1:39.168	207						

Scott Laing

Chief Time Keeper - Scott Laing

Paul Cansdale

Clerk of Course - Paul Cansdale



Computime Race Timing Systems Pty Ltd © 1996
Licensed to Computime Race Timing Systems
www.computime.com.au

COMPUTIME RACE TIMING SYSTEMS PTY LTD
9 Timber Lane, Glen Waverley, Vic 3150. Ph : 0418 17 13 17
E-mail : scott@computime.com.au





2013 QBE



Round 4 & 5 : Sydney Motorsports Park : August 1 - 4

SPORTS RACER

Practice 2

Date: 02/08/13
Event: P22
Weather: Mostly sunny - Temp: 19.2C
Track: Dry - Temp: 23.1C

Started at: 16:39:57
Laps: 20 Min
Starters: 11
Printed at: 17:03

PROVISIONAL SPLIT TIMES

Lap	Split 1	Split 2	Split 3	Lap Time	Speed	Lap	Split 1	Split 2	Split 3	Lap Time	Speed
7	27.587	38.008	25.950	1:31.545	218	10	27.085	38.633	35.899	1:41.617	
8	32.352	46.427	43.423	2:02.202							
9	3:15.694	39.205	26.404	4:21.303	212	81 Craig PERRY (NSW) (5th)					
10	27.854	38.039	25.870	1:31.763	216	1	52.743	41.941	27.901	2:02.585	201
11	31.924	46.945	31.340	1:50.209	157	2	28.224	37.959	25.948	1:32.131	207
56 Ben PORTER (NSW) (3rd)						3	26.863	36.734	28.072	1:31.669	195
1	1:28.743	42.870	27.647	2:39.260	221	4	27.775	37.177	26.188	1:31.140	209
2	27.561	40.926	26.374	1:34.861	205	5	27.378	37.922	26.140	1:31.440	207
3	28.232	37.954	25.752	1:31.938	218	83 Aaron THOMPSON (SA) (11th)					
4	26.734	37.842	25.971	1:30.547	221	1	1:16.107	47.743	30.717	2:34.567	205
5	27.042	39.261	26.084	1:32.387	223	2	31.267	43.842	28.599	1:43.708	209
6	26.767	38.214	25.644	1:30.625	223	3	29.995	46.754	30.154	1:46.903	205
7	27.324	38.652	26.019	1:31.995	221	4	1:28.328	52.821	49.918	3:11.067	
8	27.008	40.390	27.266	1:34.664	221	5	1:45.130	47.153	50.884	3:23.167	
9	27.587	37.844	27.557	1:32.988	223	88 Gerrit RUFF (SA) (8th)					
10	26.749	37.832	25.491	1:30.072	218	1	1:01.691	43.968	27.875	2:13.534	218
11	26.669	38.777	26.459	1:31.905	221	2	29.706	41.187	27.188	1:38.081	216
12	27.011	37.631	25.643	1:30.285	218	3	28.622	41.055	27.388	1:37.065	203
13	26.706	37.210	25.588	1:29.504	221	4	29.574	39.779	26.638	1:35.991	212
61 Mark LAUCKE (SA) (4th)						5	28.976	39.989	26.466	1:35.431	209
1	1:20.075	44.685	29.545	2:34.305	201	6	28.244	39.626	26.708	1:34.578	212
2	29.223	39.977	26.766	1:35.966	214	7	28.315	49.135	27.428	1:44.878	216
3	27.664	38.278	26.016	1:31.958	216	8	28.694	40.123	26.734	1:35.551	218
4	27.353	37.847	25.864	1:31.064	218	9	28.060	39.972	26.774	1:34.806	223
5	28.875	38.929	25.811	1:33.615	214	10	28.804	40.132	26.453	1:35.389	214
6	27.075	37.449	26.176	1:30.700	199	11	28.118	39.308	26.566	1:33.992	209
7	27.652	39.940	25.740	1:33.332	216	12	28.272	39.555	26.645	1:34.472	218
8	27.287	39.708	28.101	1:35.096	207						
9	27.153	38.184	26.001	1:31.338	207						

Scott Laing

Chief Time Keeper - Scott Laing


Paul Cansdale

Clerk of Course - Paul Cansdale



Computime Race Timing Systems Pty Ltd © 1996
Licensed to Computime Race Timing Systems
www.computime.com.au

COMPUTIME RACE TIMING SYSTEMS PTY LTD
9 Timber Lane, Glen Waverley, Vic 3150. Ph : 0418 17 13 17
E-mail : scott@computime.com.au





2013 QBE



Round 4 & 5 : Sydney Motorsports Park : August 1 - 4

SPORTS RACER

Practice 2

Date: 02/08/13
Event: P22
Weather: Mostly sunny - Temp: 19.2C
Track: Dry - Temp: 23.1C

Started at: 16:39:57
Laps: 20 Min
Starters: 11
Printed at: 17:03

PROVISIONAL FASTEST LAPS SEQUENCE

Race Time	No	Name	Machine	Fastest Lap	On Lap
3:29.549	2	Darren BARLOW (NSW)	Stohr WF1	1:30.912	1
3:29.726	1	Adam PROCTOR (NSW)	Stohr WF1	1:28.582	1
4:57.967	1	Adam PROCTOR (NSW)	Stohr WF1	1:28.241	2
9:25.315	1	Adam PROCTOR (NSW)	Stohr WF1	1:28.089	5
10:53.349	1	Adam PROCTOR (NSW)	Stohr WF1	1:28.034	6
17:31.631	1	Adam PROCTOR (NSW)	Stohr WF1	1:27.941	9


Chief Time Keeper - Scott Laing

Clerk of Course - Paul Cansdale



Computime Race Timing Systems Pty Ltd © 1996
Licensed to Computime Race Timing Systems
www.computime.com.au

COMPUTIME RACE TIMING SYSTEMS PTY LTD
9 Timber Lane, Glen Waverley, Vic 3150. Ph : 0418 17 13 17
E-mail : scott@computime.com.au





2013 QBE



Round 4 & 5 : Sydney Motorsports Park : August 1 - 4

SPORTS RACER

Practice 2

Date: 02/08/13
Event: P22
Weather: Mostly sunny - Temp: 19.2C
Track: Dry - Temp: 23.1C

Started at: 16:39:57
Laps: 20 Min
Starters: 11
Printed at: 17:03

PROVISIONAL BEST PARTIAL TIMES

Pos	Name	Split 1		Split 2		Split 3		LAP	Ideal	Fastest
		Time	Name	Time	Name	Time	Name			
1	A. PROCTOR	26.406	A. PROCTOR	36.078	A. PROCTOR	25.249	A. PROCTOR	1:27.733	1:27.941	
2	D. BARLOW	26.644	C. PERRY	36.734	B. PORTER	25.491	D. BARLOW	1:28.957	1:29.246	
3	B. PORTER	26.669	D. BARLOW	36.818	D. BARLOW	25.495	B. PORTER	1:29.370	1:29.504	
4	C. PERRY	26.828	B. PORTER	37.210	M. LAUCKE	25.740	C. PERRY	1:29.510	1:31.140	
5	M. LAUCKE	27.075	M. LAUCKE	37.449	A. STEER	25.800	M. LAUCKE	1:30.264	1:30.700	
6	A. STEER	27.342	A. STEER	37.863	C. PERRY	25.948	A. STEER	1:31.005	1:31.510	
7	G. RUFF	28.060	M. SHORT	38.493	M. SHORT	26.188	M. SHORT	1:32.809	1:33.082	
8	M. SHORT	28.128	G. RUFF	39.308	G. RUFF	26.453	G. RUFF	1:33.821	1:33.992	
9	R. BEGG	28.170	R. BEGG	40.755	R. BEGG	26.988	R. BEGG	1:35.913	1:35.913	
10	W. THOMPSON	29.172	W. THOMPSON	41.188	W. THOMPSON	28.124	W. THOMPSON	1:38.484	1:39.934	
11	A. THOMPSON	29.995	A. THOMPSON	43.842	A. THOMPSON	28.599	A. THOMPSON	1:42.436	1:43.708	

Scott Laing

Chief Time Keeper - Scott Laing

Paul Cansdale

Clerk of Course - Paul Cansdale



Computime Race Timing Systems Pty Ltd © 1996
Licensed to Computime Race Timing Systems
www.computime.com.au

COMPUTIME RACE TIMING SYSTEMS PTY LTD
9 Timber Lane, Glen Waverley, Vic 3150. Ph : 0418 17 13 17
E-mail : scott@computime.com.au

